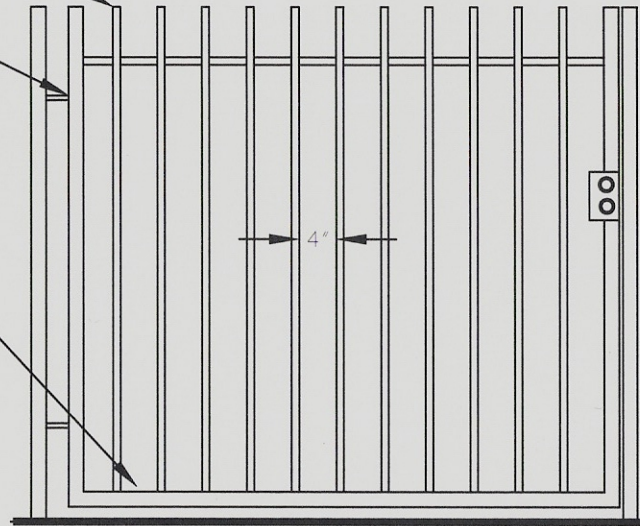


MODEL GC-1

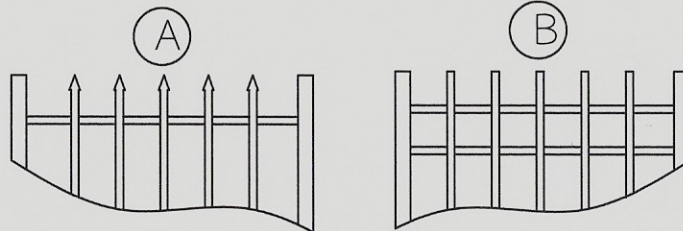
ALUM. 3/4 or 1x1 (TYP)

J-BOLT HINGE (TYP)

ALUM. 2x2 (TYP)



TOP TYPES



SPECS :

POWDER COATING PAINT

AVAILABLE HEIGHT : 4 - 5 - 6 FT

STANDARD COLORS : WHITE - BLACK or BRONZE

TYPE : SLIDING - DOUBLE SWING - PEDESTRIAN

GATE OPERATORS AVAILABLE

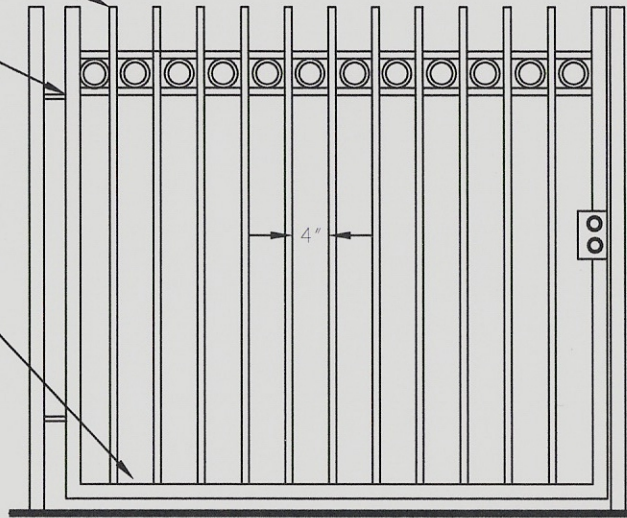
INTERCOM AVAILABLE

MODEL GC-2

ALUM. 3/4 or 1x1 (TYP)

J-BOLT HINGE (TYP)

ALUM. 2x2 (TYP)

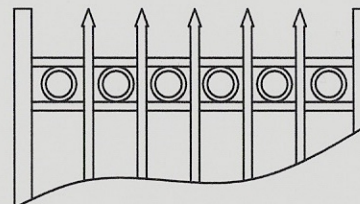
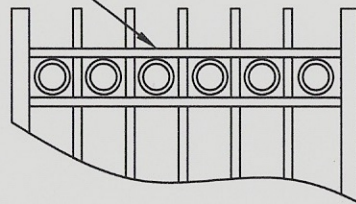


TOP TYPES

ALUM. CHANNEL 2x1

(A)

(B)



SPECS :

POWDER COATING PAINT

AVAILABLE HEIGHT : 4 - 5 - 6 FT

STANDARD COLORS : WHITE - BLACK or BRONZE

TYPE : SLIDING - DOUBLE SWING - PEDESTRIAN

GATE OPERATORS AVAILABLE


INTERCOM AVAILABLE

MODEL GC-3

M. SCROLL (Various Models)

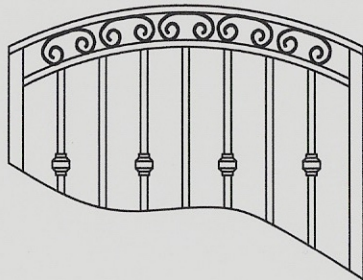
ALUM. 2x1 (TYP)

LUM. 2x2 (TYP)




TOP TYPES

(A)



(B)



SPECS :

POWDER COATING PAINT

AVAILABLE HEIGHT : 4 - 5 - 6 FT

STANDARD COLORS : WHITE - BLACK or BRONZE

TYPE : SLIDING - DOUBLE SWING - PEDESTRIAN

GATE OPERATORS AVAILABLE

INTERCOM AVAILABLE



ORNAMENTAL MODELS